

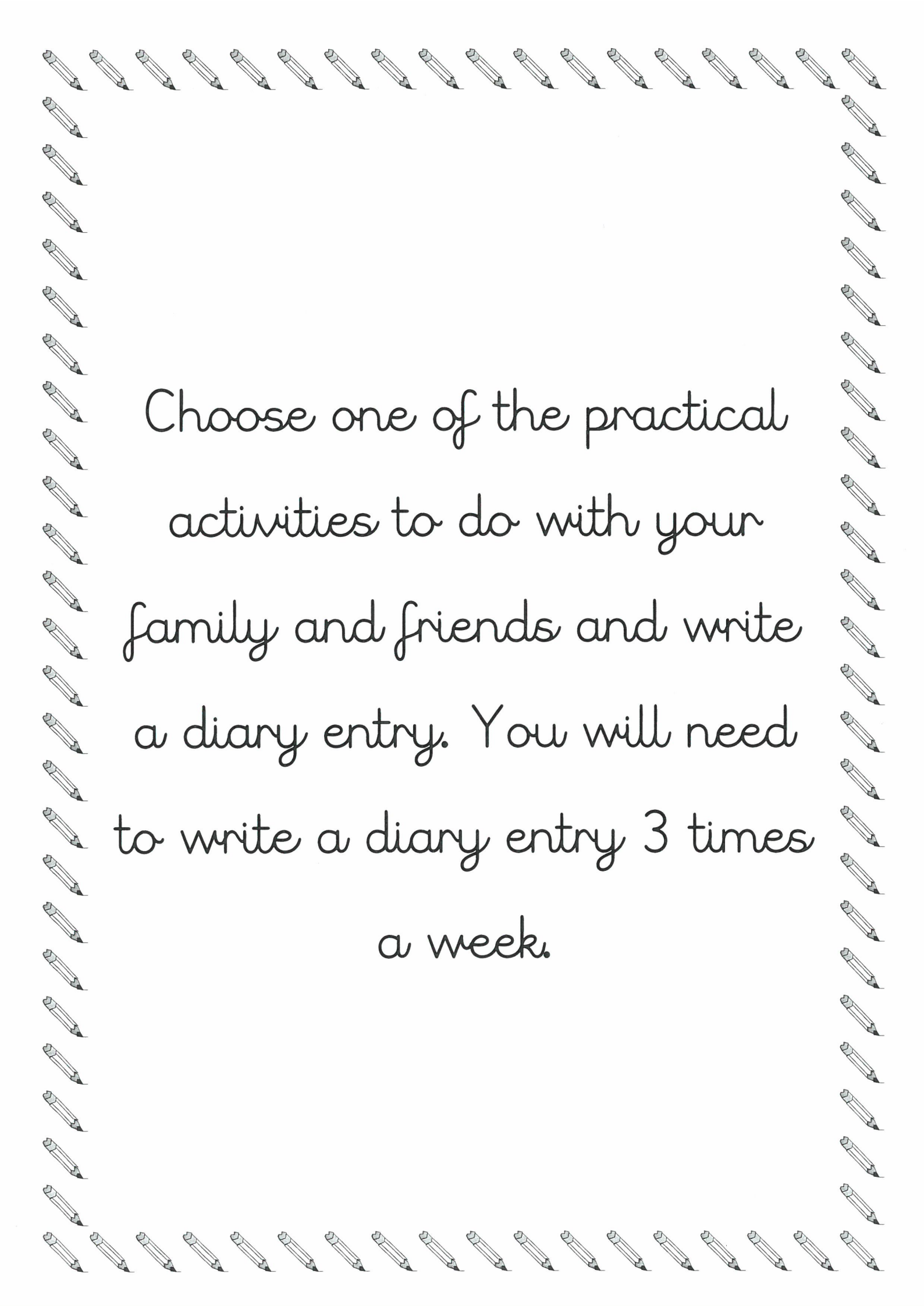
A decorative border of small, stylized pencils surrounds the entire page. The pencils are arranged in a rectangular frame, with some pointing inwards and others outwards, creating a playful and educational atmosphere.

Year 2 Home

Learning


activities

Name _____

A decorative border of small, stylized pencils surrounds the text. The pencils are arranged in a rectangular frame, with some pointing inwards and others outwards, creating a border around the central text.


Choose one of the practical activities to do with your family and friends and write a diary entry. You will need to write a diary entry 3 times a week.














Add 2-Digit Numbers 2

Add 2-Digit Numbers 2

1a. Add the two numbers below together.

	T	O
	3	7
+	2	4
	<hr/>	
	<hr/>	



VF

1b. Add the two numbers below together.

	T	O
	3	8
+	4	3
	<hr/>	
	<hr/>	



VF

2a. Find the missing digit.

	T	O
	2	7
+		
	4	5



VF

2b. Find the missing digit.

	T	O
+	3	4
		1



VF

3a. True or false?

	T	O
	3	5
+	2	9
	<hr/>	
	5	4



VF

3b. True or false?

	T	O
	1	8
+	4	2
	<hr/>	
	5	0



VF

4a. Circle the incorrect sum that does not equal the answer shown below.

T	O

A. $19 + 37$ B. $29 + 27$ C. $39 + 19$



VF

4b. Circle the incorrect sum that does not equal the answer shown below.

T	O

A. $48 + 15$ B. $29 + 32$ C. $27 + 36$



VF

Add 2-Digit Numbers 2

Add 2-Digit Numbers 2

1a. Cindy has a number shown below:

T	O
● ● ●	● ● ● ● ● ●

Which number below can be added to Cindy's to equal 83?

- A. 28 B. 26 C. 27



PS

1b. Oliver has a number shown below:

T	O
● ● ●	● ● ● ●

Which number below can be added to Oliver's to equal 92?

- A. 57 B. 58 C. 59



PS

2a. When added together, the numbers must total more than 62.

- A.

T	O
● ● ●	● ● ● ● ● ●

 B. 28
- C. 26 D.

T	O
● ● ●	● ● ● ● ● ●

Match the numbers above to create two pairs.



PS

2b. When added together, the numbers must total more than 54.

- A.

T	O
● ● ●	● ● ● ● ● ●

 B. 26
- C. 29 D.

T	O
● ● ●	● ● ● ● ● ●

Match the numbers above to create two pairs.



PS

3a. Noah says,



	T	O
	4	7
+	3	6
	7	3

Is he correct? Prove it.



R

3b. Chloe says,



	T	O
	2	5
+	6	7
	9	2
	1	



Is she correct? Prove it.



R

Subtract with 2-Digits 1

1a. Write a calculation to match the chart below and complete the answer.

Tens	Ones
	



$$\square - \square = \square$$



VF

Subtract with 2-Digits 1

1b. Write a calculation to match the chart below and complete the answer.


Tens	Ones
	

$$\square - \square = \square$$



VF


2a. True or false?

$$\begin{array}{r} 69 \\ - 57 \\ \hline 22 \end{array}$$




VF



2b. True or false?

$$\begin{array}{r} 83 \\ - 21 \\ \hline 62 \end{array}$$




VF

3a. Circle the correct answer.

Tens	Ones
	

subtract 12

13



12

11



VF

3b. Circle the correct answer.

Tens	Ones
	

subtract 63

33

32

23



VF

4a. Work out the calculation below.

$$\begin{array}{r} 78 \\ - 25 \\ \hline \\ \hline \end{array}$$



VF

4b. Work out the calculation below.

$$\begin{array}{r} 62 \\ - 32 \\ \hline \\ \hline \end{array}$$







VF

Subtract with 2-Digits 1






Subtract with 2-Digits 1

1a. Explain the mistake below.

Tens	Ones
  	



$$92 - 42 = 51$$

1b. Explain the mistake below.

Tens	Ones
 	  



$$59 - 23 = 36$$

2a. Ian has subtracted a number from 78. He has put counters into a place value chart to show his answer.

Tens	Ones
	

What number did he subtract?

2b. Sue has subtracted a number from 65. She has put counters into a place value chart to show her answer.

Tens	Ones
	

What number did she subtract?

3a. Hans says this about the calculation below.



The answer is 20 because if I subtracted 7 tens from 5 tens, I would have 2 tens left.

$$\begin{array}{r} 74 \\ - 53 \\ \hline \end{array}$$

Is Hans correct? Explain your answer.

3b. Lori says this about the calculation below.



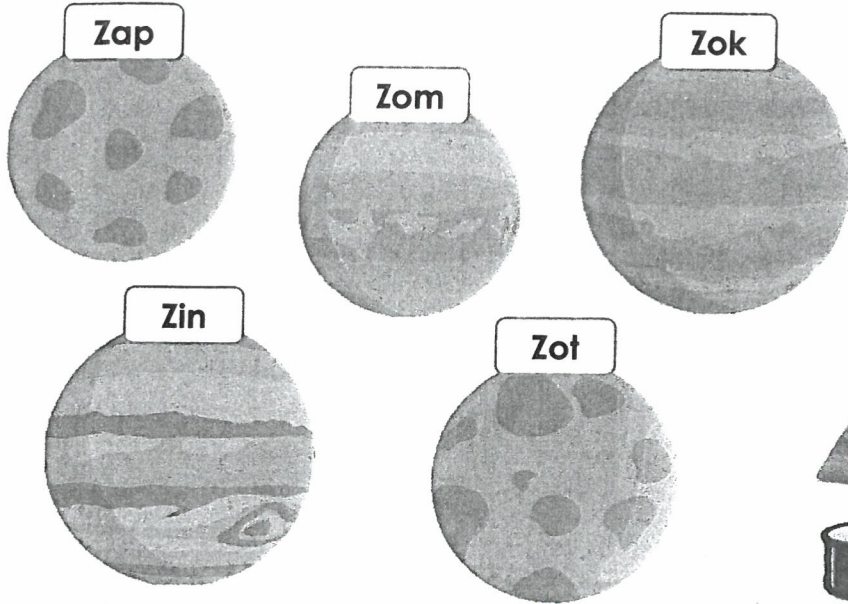
The answer will have 5 ones because if I subtracted 1 one from 6 ones, I would have 5 ones left.

$$\begin{array}{r} 66 \\ - 21 \\ \hline \end{array}$$

Is Lori correct? Explain your answer.


Sort 3D Shapes

1. During a recent trip to planet Earth, some aliens have collected a group of objects and now they want to deliver them to the correct planet.



Instructions

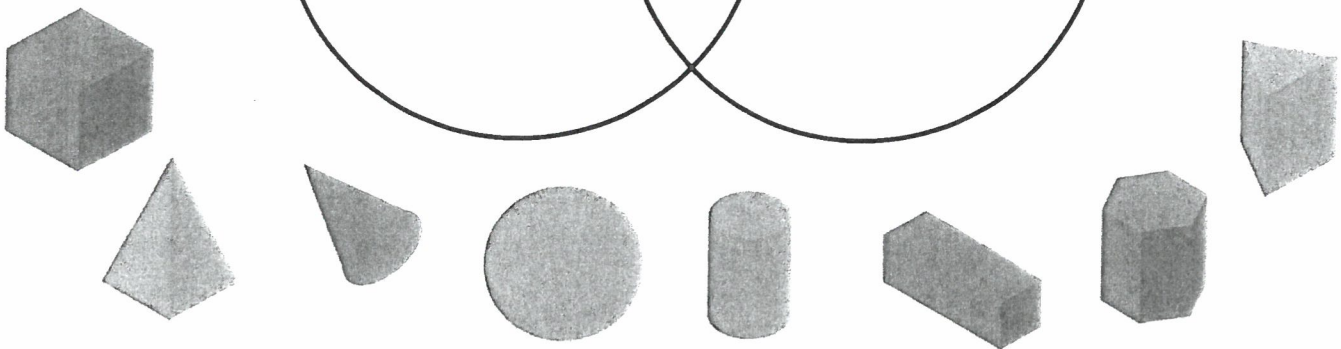
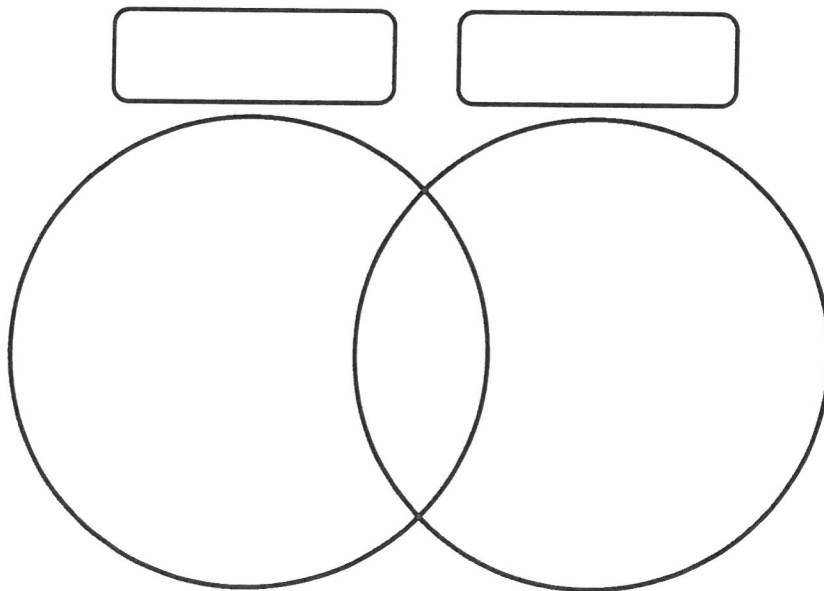
- Zap – Even number of edges
- Zom – Fewer than 5 edges
- Zok – Curved edges
- Zin – Odd number of edges
- Zot – More than 5 edges



Using the instructions above, explore the possible planets each item could be delivered to.

DP

2. Investigate the different ways the Venn diagram could be labelled so that every shape can be placed in a group.



DP

<p>Adding multiples of 10 (set a)</p> $10 + 10$ <p>classroomsecrets.co.uk</p>	<p>Adding multiples of 10 (set a)</p> 20 <p>classroomsecrets.co.uk</p>
<p>Adding multiples of 10 (set a)</p> $10 + 20$ <p>classroomsecrets.co.uk</p>	<p>Adding multiples of 10 (set a)</p> 30 <p>classroomsecrets.co.uk</p>
<p>Adding multiples of 10 (set a)</p> $10 + 30$ <p>classroomsecrets.co.uk</p>	<p>Adding multiples of 10 (set a)</p> 40 <p>classroomsecrets.co.uk</p>
<p>Adding multiples of 10 (set a)</p> $10 + 40$ <p>classroomsecrets.co.uk</p>	<p>Adding multiples of 10 (set a)</p> 50 <p>classroomsecrets.co.uk</p>
<p>Adding multiples of 10 (set a)</p> $20 + 30$ <p>classroomsecrets.co.uk</p>	<p>Adding multiples of 10 (set a)</p> 50 <p>classroomsecrets.co.uk</p>
<p>Adding multiples of 10 (set a)</p> $10 + 70$ <p>classroomsecrets.co.uk</p>	<p>Adding multiples of 10 (set a)</p> 80 <p>classroomsecrets.co.uk</p>
<p>Adding multiples of 10 (set a)</p> $40 + 40$ <p>classroomsecrets.co.uk</p>	<p>Adding multiples of 10 (set a)</p> 80 <p>classroomsecrets.co.uk</p>
<p>Adding multiples of 10 (set a)</p> $40 + 30$ <p>classroomsecrets.co.uk</p>	<p>Adding multiples of 10 (set a)</p> 70 <p>classroomsecrets.co.uk</p>

$$50 + 40$$

$$90$$

$$40 + 60$$

$$100$$

$$30 + 30$$

$$60$$

$$20 + 50$$

$$70$$

$$10 + 90$$

$$100$$

$$90 + 40$$

$$130$$

$$30 + 50$$

$$80$$

$$70 + 50$$

$$120$$

Visit kids.classroomsecrets.co.uk for online games to support learning.

Join our  Group: Coronavirus Home Learning Support for Teachers and Parents

10p

22p

24p

32p

50p

66p

70p

72p

99p

£1.00

£5.00

£6.00

£7.00

£8.80

£9.00

£9.50

Using 'because', 'that', 'when' and 'if'

Using 'because', 'that', 'when' and 'if'

1a. Circle all of the conjunctions below.

he the that

because when



VF

1b. Circle all of the conjunctions below.

when she if

there that



VF

2a. Underline the conjunction in the sentences below.

I fell on the concrete floor because Jim tripped me up.

Clean your carpet if it gets messy.



VF

2b. Underline the conjunction in the sentences below.

Come and see me when you're finished.

I jumped off the wall because I wanted to walk with my mum.



VF

3a. Add a conjunction to complete the sentence below.

when

if

that

The girl ate all her dinner _____ her grandma made for her.



VF

3b. Add a conjunction to complete the sentence below.

because

that

if

I can get a pet _____ I learn how to look after one.



VF

4a. Tick the sentence that has used a conjunction correctly.

A. The man slipped because the ground was wet.

☐

B. The man slipped that the ground was wet.

☐

C. The man slipped if the ground was wet.

☐


VF

4b. Tick the sentence that has used a conjunction correctly.

A. The girl laughed if she went to the circus.

☐

B. The girl laughed when she went to the circus.

☐

C. The girl laughed that she went to the circus.

☐


VF

Using 'because', 'that', 'when' and 'if'

Using 'because', 'that', 'when' and 'if'

1a. Rearrange the word cards to make a sentence and underline the conjunction.

when	Sam	children
the	cheered	won
race	The	.



A

1b. Rearrange the word cards to make a sentence and underline the conjunction.

his	was	fell
boy	because	.
lace	untied	The



A

2a. Choose a conjunction and add more detail to complete each sentence below.

because	when	if
---------	------	----

Go and get a big drink

The boy loved his bedroom

The girl jumped in the puddles



A

2b. Choose a conjunction and add more detail to complete each sentence below.

that	because	if
------	---------	----

The girl called her friend

The boy pushed the swing

Please get some food



A

3a. Max thinks he has used the correct conjunction in a sentence.



Sally looked after the children when lived next door to her.

Is he correct? Explain why.



R

3b. Tilly thinks she has used the correct conjunction in a sentence.



Tom always shuts his bedroom door if he doesn't like the dark.

Is she correct? Explain why.



R

All Four Sentence Types

All Four Sentence Types

1a. Match the following sentences to the correct sentence type.

A. Where is the best pencil?

a question

B. What a nice doll you have!

a command

C. The cow is very silly.

a statement

D. Open the door for me.

an exclamation



VF

1b. Match the following sentences to the correct sentence type.

A. Put that ball down now.

a question

B. How kind to her you are!

a command

C. Where are all the children?

a statement

D. The rain has stopped falling.

an exclamation



VF

2a. Name the sentence type for the sentence below.

Your new floor is very clean.



VF

2b. Name the sentence type for the sentence below.

What a yummy cake that is!



VF

3a. Which of the sentences below are not exclamation sentences?

A. How far do we have to climb?

B. It will be fun to sing soon.

C. How wild that wolf is!



VF

3b. Which of the sentences below are not statement sentences?

A. The dust is in my ears.

B. What an odd noise it makes!

C. Bring me the newspaper.



VF

4a. Tick the question in the sentences below.

What can I do with the gold?

☐

I think Maddy will find the most sweets.

☐

The old man is very poor.

☐


VF

4b. Tick the command in the sentences below.

I will only ask my friends.

☐

Take your hat off now you are in school.

☐

You can come to my house.

☐


VF

All Four Sentence Types

All Four Sentence Types

1a. Change the question below into an exclamation.

Don't you have cold hands?

Remember to punctuate your sentence correctly.




A

1b. Change the statement below into a command.

The door needs to be shut.

Remember to punctuate your sentence correctly.



A

2a. Tiana is writing about how to make a Christmas card. Write a command that she might use.

Remember to punctuate correctly.



A

2b. Dexter is writing a story about a girl who meets a giant. Write an exclamation that the girl might say.

Remember to punctuate correctly.



A

3a. Wes is sorting sentences by type.

The children are very kind.



This sentence is a command.

Is he correct?
Explain how you know.



R

3b. Fran is sorting sentences by type.

Can you see the wild pig?




This sentence is a question.

Is she correct?
Explain how you know.



R

The Holiday Park



Visit [kids.classroomsecrets.co.uk](https://www.classroomsecrets.co.uk) for online games to support learning.

Join our  Group: Coronavirus Home Learning Support for Teachers and Parents

The Holiday Park – Adult-Led Questions

1. What can you see in the picture?
2. Are all the caravans the same?
3. Where might this photo have been taken?
4. When do you think would be the best time to go here?
5. Who might come and stay here?
6. Do you think it looks noisy or peaceful there?
7. Do you think the holiday park is looked after?
8. What sort of activities do you think you might do here?
9. Do you think you'd like to go here for a holiday?
10. What questions could you ask the people staying here to find out more about the holiday park?

The Holiday Park – Vocab

Match the words to their definitions.

- | | |
|---------------|--|
| 1. caravan | a. wooden area attached to a house or caravan |
| 2. holiday | b. fun and games |
| 3. travel | c. a holiday home that can be moved |
| 4. decking | d. go somewhere for a short time to see something or someone |
| 5. activities | e. time off to have fun and relax |
| 6. visit | f. go from one place to another |

<input type="text"/>	<input type="text"/>	<input type="text"/>	<input type="text"/>	<input type="text"/>	<input type="text"/>
----------------------	----------------------	----------------------	----------------------	----------------------	----------------------

The Holiday Park – SPAG 1

Use apostrophes for contractions in the words below.

I am		cannot	
do not		they are	
is not		she is	

Rewrite these sentences adding apostrophes for possession in the correct places.

I stayed in my uncles caravan with my cousin.

My friends dog loved playing in the sea.

The holiday parks restaurant was really nice.

We went to Wales in my mums car.

I ran to the park with my friends sister and her brothers.

The Holiday Park – SPAG 2

Tick the boxes to show if the sentence is in the past or present tense.

Sentence	Past	Present
I am staying at the holiday park.		
I played football with my friend.		
We looked for the swimming pool.		
She is coming over for a barbecue.		
We ate ice cream and drank lots of water.		

Using the verbs below, write sentences in the past and present tenses.

walk

past	
present	

swim

past	
present	

A Surprise at the Beach

Use the words, phrases and sentence openers in the box to write a short story.

The story is set at the beach. You and your friends find a cave in the cliffs. Inside is a big shadow that you are afraid of but it turns out to be a little mouse. You go home before the tide comes in.

It is a good idea to colour code the words and phrases before you start, deciding which sentences will be in the introduction, build-up, problem, resolution and ending.

In the distance...

nervously

Deep inside the cave...

dark, creepy shadow

beautiful, bright sunshine

crept

the tide was drawing in quickly

we giggled at each other

terrifying

When we arrived at the beach we...

brightly

gentle, lapping waves

We hid quietly in...

huge

we were very afraid

a tiny mouse

After a nice day we went...

happily

The_Dutch_Explorer

MENU



[BlogSpot Home](#)



[About BlogSpot](#)



[Search for a Blog](#)



[Contact Us](#)

ABOUT ME



My name is Jacob Roggeveen and I am a Dutch explorer!

At the moment, I am leading the journey to find Terra Australis.

I also want to help Europe begin trading with the Spice Islands.

Follow my blog to stay up to date with my exciting travels.


The Discovery of Easter Island!

Posted 5th April 1722, 9:58pm


Today was the best day of my life! I have never felt so happy and excited. I have discovered an island!

As you may have read in my last blog, we left the Juan Fernández Islands on 17th March. The plan was to keep looking for Terra Australis.

Today, just as we were wishing each other a happy Easter, we saw land! I told the crew to steer towards it. We couldn't believe our eyes!



The island has 800 or 900 of these huge, stone statues. We think they must be about 30 feet tall!



LATEST POSTS

Farewell to the Islands
17th March 1722

Welcome to the Juan Fernández Islands
24th February 1722

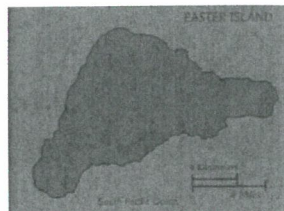
New Year's Resolutions
1st January 1722

Christmas at Sea
25th December 1721

Meet the Crew
4th September 1721

The Adventure Begins
1st August 1721

We sailed around the small island and it is in the shape of a triangle.



When we got onto the land, we started to explore. There are about 3,000 people living here altogether.

As it is Easter Sunday today, it was very easy naming this beautiful place. Welcome to Easter Island everybody!

We are hoping to spend a week here to learn more about this amazing island. Keep posted for more information soon!

COMMENTS



The_Dutch_West_India_Company
5th April 1722, 10:04pm


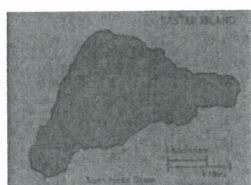
We are so delighted about the news! We can't wait for you to find Terra Australis but this is incredible. Well done to you and the crew!



The_Dutch_Explorer replied
5th April 1722, 10:23pm

Thank you for your kind words! I have passed your message on to the crew. Thank you so much for sponsoring us!

PHOTOS



Jan_Roggeveen
5th April 1722, 10:36pm

Wow! I am so proud of you, bro! I am so honoured to have planned the expedition with you. All of our hard work is paying off! I wish I could be there. Happy Easter!

The Discovery of Easter Island – Adult-Led Questions

Section A

1. What type of text is this?
2. How would you feel if you discovered an island?
3. Did The_Dutch_Explorer travel alone?
4. How many people commented on the blog?

Section B

5. What country do you think 'Terra Australis' is?
6. What does 'farewell' mean?
7. When did The_Dutch_Explorer set off on his adventure?
8. What day of the week was it on 5th April 1722?

Section C

9. Which islands did The_Dutch_Explorer leave on 17th March 1722?
10. Who did The_Dutch_Explorer reply to?
11. Who sponsored the voyage?
12. Who planned the voyage with Jacob?

Section D

13. What does 'discovery' mean?
14. Did The_Dutch_Explorer know that the heads are 30 feet tall?
15. Is it possible that Jacob blogged about his discovery?
16. What does 'expedition' mean?

The Discovery of Easter Island – Challenge Activity

Section A

Draw pictures to match the captions.

The crew were excited about the discovery.	The people living on Easter Island were friendly.
There were 800 or 900 statues on the island.	The island is the shape of a triangle.

Section B

Match the quote to the person that could have said it.

"I will help you to plan your trip!"	Jacob Roggeveen
"Happy Easter, Captain!"	The native people
"Steer us to the island!"	Jan Roggeveen
"Welcome to our island!"	Crew member

The Discovery of Easter Island – Challenge Activity

Section C

Tick to show which word completes each sentence.

I have discovered an...

Easter	
--------	--

adventure	
-----------	--

island	
--------	--

explorer	
----------	--

We couldn't believe our...

land	
------	--

eyes	
------	--

steer	
-------	--

people	
--------	--

The island has 800 or 900 of these huge, stone...

Dutch	
-------	--

amazing	
---------	--

trees	
-------	--

statues	
---------	--

The island is in the shape of a...

circle	
--------	--

square	
--------	--

triangle	
----------	--

star	
------	--

Section D

Choose the correct words from the word bank to fill the blank spaces.

beautiful	week	explore
people	Easter	for

When we got onto the land, we started to _____. There are about 3,000 _____ living here altogether. As it is Easter Sunday today, it was very easy naming this _____ place. Welcome to _____ Island everybody! We are hoping to spend a _____ here to learn more about this amazing island. Keep posted _____ more information soon!

