


\*\*\*

Year 1  
Home  
Learning  
Pack

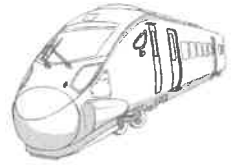
# Year 1 - Creative Learning Project

We have been learning about seasons and plants in school.

Present what you have learnt about these. You can use the zig-zag book if you like, or present it in your own way.



# Full Stops and Capital Letters



Read these sentences. Can you spot the full stops and capital letters that are in the wrong places? Write the sentences out yourself with capital letters and full stops in the right places.

1. the man Burnt. the toast

---

2. the frog. swam Across The pool

---

3. gran Went to. Get fresh fish

---

4. helen Took a book off the. shelf

---

5. a clock Stood On The wooden. chest

---

6. the. train Had to stop in the fog

---

7. fran took a Scarf as. a Gift for brad

---

8. i will. Travel to london next Week

---

9. fred has Spent lots of. cash This year

---

10. we had Sandwiches for. a snack

---

# What can you see at the beach?

Write some sentences about the picture.



Example: The dog can run.

# What Can You See in the Supermarket?

Write some sentences about the picture.



Example: Dad has lots of food.

Look

Trace

Copy

school

school

friend

friend

where

where

today

today

said

said

says

says

love

love

were

were

full

full

house

house

Could you write sentences using these words?  
\*Challenge\* Could you also include and or because?

## Using Questions

1a. Jakub has written the question below.

**How dogs bark?**

**Explain the mistake he has made and write the correct question.**



R

## Using Questions

1b. Lily has written the question below.

**Whose birds fly?**

**Explain the mistake she has made and write the correct question.**



R

2a. Complete the question that Li Wei has asked Nia.



Li Wei

**Could you tell me ...**

**We should be doing our maths work now.**



Nia



A

2b. Complete the question that Arooj has asked Liam.



Arooj

**Do you know ...**

**I think they support New Town Football Club.**



Liam



A

3a. Are the two questions below asking the same thing?

- A. I wonder which book is his favourite.
- B. I wonder whose book is his favourite.

**Prove it.**



R

3b. Are the two questions below asking the same thing?

- A. I wonder if he plays a musical instrument.
- B. I wonder if he can play a musical instrument.

**Prove it.**



R



## Using Questions

## Using Questions

1a. Sort the words under the correct heading.

Question Opener	Not a Question Opener
-----------------	-----------------------

which      village      whose  
but      could      jacket



VF

1b. Sort the words under the correct heading.

Question Opener	Not a Question Opener
-----------------	-----------------------

children      does      beautiful  
would      because      should



VF

2a. Choose a question word to complete the sentence.

She asked if I knew \_\_\_\_\_  
the nearest station was.



VF

2b. Choose a question word to complete the sentence.

They asked if I knew \_\_\_\_\_  
time it was.



VF

3a. Rewrite this question with a different question word. Make sure your question makes sense.

In our next lesson, can we do some painting please?



VF

3b. Rewrite this question with a different question word. Make sure your question makes sense.

Could we catch this bus and go all the way to New Town?



VF

4a. Tick the question which matches the answer below.

What did she say?

- A. Would you take the bins out?
- B. He asked if she would take the bins out.
- C. How do I know if she took the bins out?



VF

4b. Tick the question which matches the answer below.

Yes, I will be.

- A. He asked her if she would eat it all.
- B. Are you eating all of that?
- C. Could you have eaten all of that?



VF



## Capital Letters to Start Sentences 2

1a. Cath has written a sentence.

Jump up and down Quickly.



The capital letters have been used correctly.

Do you agree? Explain why.



R

## Capital Letters to Start Sentences 2

1b. Jo has written a sentence.

sometimes it snows in December.



The sentence has the correct capital letters.

Do you agree? Explain why.



R

2a. Order the words to make a sentence.

like	nana	do	I	and	to	gardening
------	------	----	---	-----	----	-----------

---



---



A

2b. Order the words to make a sentence.

swimming	went	I	on	Kate	and	Monday
----------	------	---	----	------	-----	--------

---



---



A

3a. Write a sentence about the picture using the word bank to help you.



she	Tuesday	fed	every
-----	---------	-----	-------

---



---



A

3b. Write a sentence about the picture using the word bank to help you.



him	but	difficult	he	I
-----	-----	-----------	----	---

---



---



A

## Capital Letters to Start Sentences 2

## Capital Letters to Start Sentences 2

1a. Circle the words which need a capital letter.

on Friday, I travelled down a bumpy road.

the girl forgot her sports kit so she couldn't play football.



VF

1b. Circle the words which need a capital letter.

the best month of the year is June.

the jelly was disgusting and I did not enjoy it.



VF

2a. Correct the sentences below.

join in with the class on Monday.

your horse is very frisky.



VF

2b. Correct the sentences below.

go and get your football.

reading is fun and I read every night.



VF

3a. Choose the best word to start each sentence.

score

my

ride

\_\_\_\_\_ birthday is in March.

\_\_\_\_\_ the bike safely.



VF

3b. Choose the best word to start each sentence.

under

about

june

\_\_\_\_\_ is the sixth month.

\_\_\_\_\_ the bed is a mess.



VF

4a. Tick the correct sentence.

A. On Saturday, I visited the shops with my sister.

B. On Saturday, I visiteD the shops with my sister.

C. on Saturday, I visited the shops with my sister.



VF

4b. Tick the correct sentence.

A. my trousers didn't fit but I wore them anyway.

B. My trousers didn't fit But I wore them anyway.

C. My trousers didn't fit but I wore them anyway.



VF

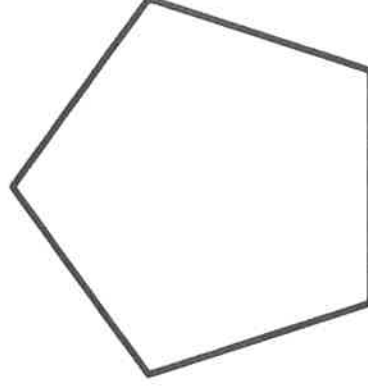
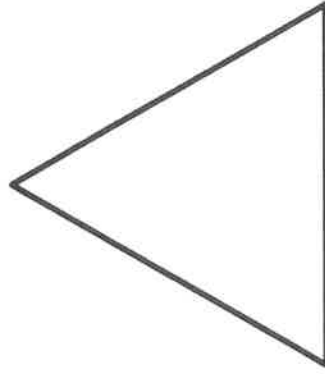


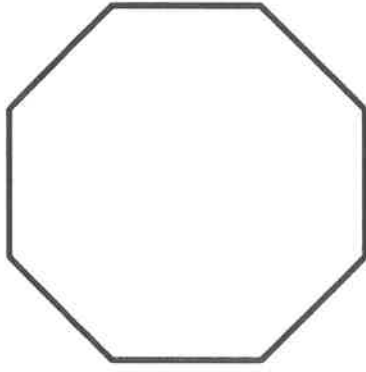
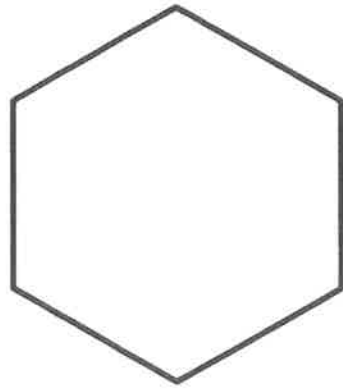
Circle  
Triangle

Rectangle  
Pentagon

## Recognising 2D Shapes

Hexagon  
Octagon

Square



1. Label each shape with the correct name.
2. Colour them in.



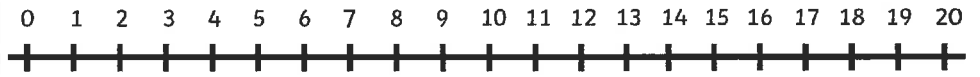
# Number Line Subtraction

Example:

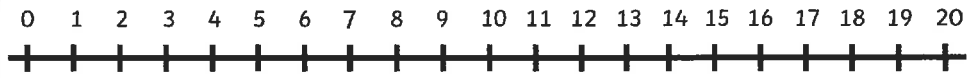
$$\underline{10} - 5 = \textcircled{5}$$



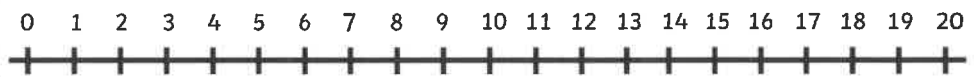
$$20 - 3 =$$



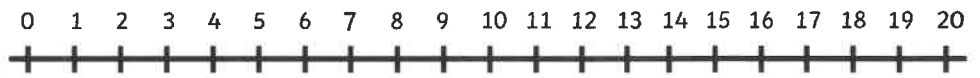
$$9 - 4 =$$



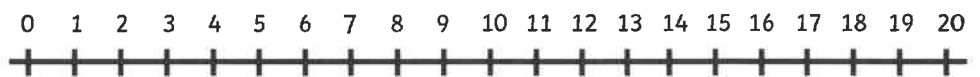
$$18 - 2 =$$



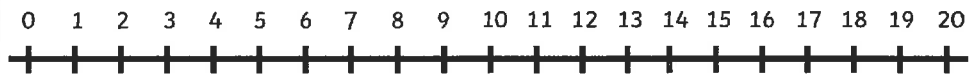
$$10 - 6 =$$



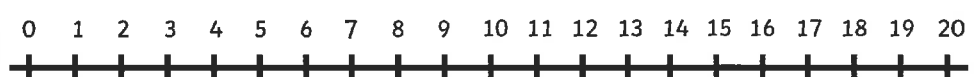
$$7 - 3 =$$



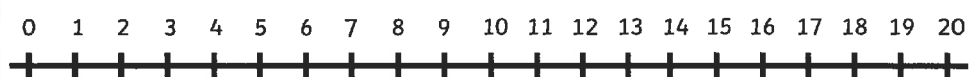
$$2 - 2 =$$



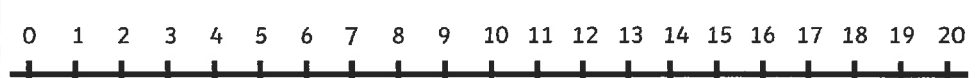
$$3 - 1 =$$



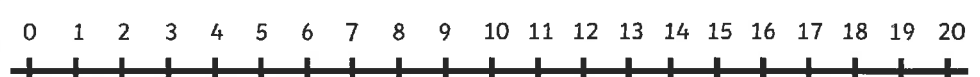
$$11 - 8 =$$



$$15 - 3 =$$



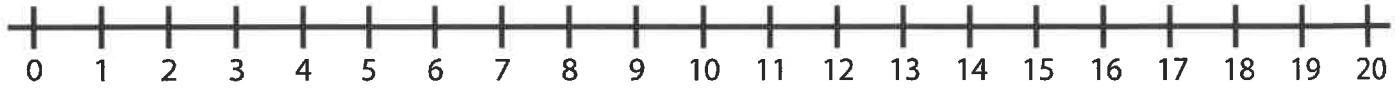
$$6 - 1 =$$



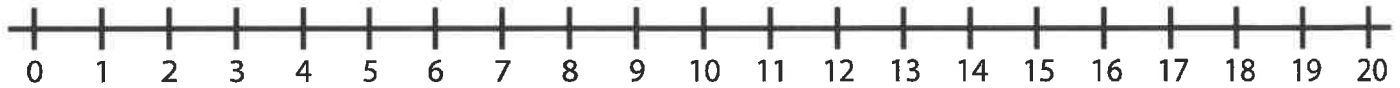
# Addition to 20 with a number line

Example:	
$\underline{14} + 5 = 19$	

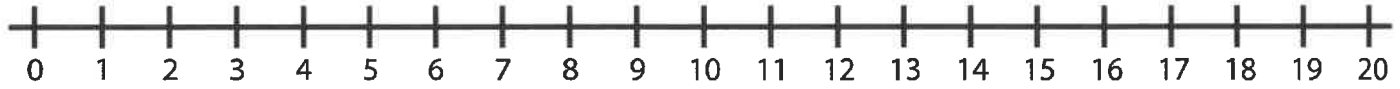
$10 + 7 =$



$10 + 5 =$



$11 + 2 =$



$6 + 8 =$



$9 + 9 =$



$8 + 10 =$



$5 + 12 =$



$17 + 3 =$



## Tens and Ones

## Tens and Ones

1a. Tara is drawing the number seventeen. What is missing?



PS

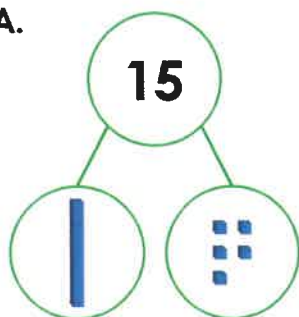
1b. Max is drawing the number eighteen. What is missing?



PS

2a. Which is the odd one out? Why?

A.



B.



C. Fifteen has 1 ten and 5 ones.



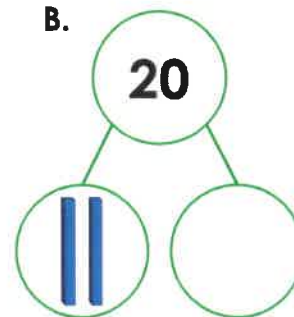
R

2b. Which is the odd one out? Why?

A.



B.



C. Nineteen has 1 ten and 9 ones.



R

3a. Roz and Stan are making the number 20.



We need one more ten.

Roz

We need one more one.



Stan

Who is correct? Explain how you know.



R

3b. Jin and Emma are making the number 16.



We need three more ones.

Jin

We need four more ones.



Emma

Who is correct? Explain how you know.



R

## Tens and Ones

1a. Circle 17.



VF

## Tens and Ones

1b. Circle 20.



VF

2a. Draw the number eleven using sticks and bricks.



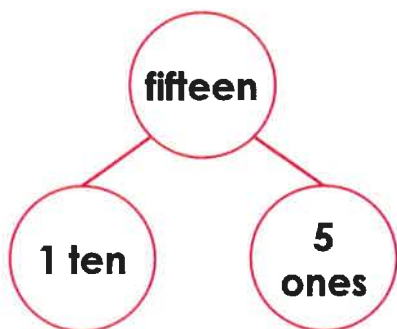
VF

2b. Draw the number nineteen using sticks and bricks.



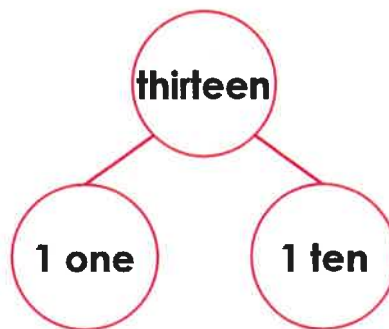
VF

3a. True or false?



VF

3b. True or false?



VF

4a. Match each number to the Base 10.

12

|| tens.

fourteen

| ten and .. ones.

20

| ten and :: ones.



VF

4b. Match each number to the Base 10.

eleven

| ten and ::: ones.

17

| ten and :::: ones.

sixteen

| ten and . one.



VF



## One More One Less

1a. Which statement is incorrect?



Oscar

One more and one more again than 41 is 43.

One more and one more again than 41 is 45.



Tess

39	40	41	42	43	44
----	----	----	----	----	----



R

## One More One Less

1b. Which statement is incorrect?



Gus

One less and one less again than 25 is 22.

One less and one less again than 25 is 23.



Sasha

22	23	24	25	26	27
----	----	----	----	----	----

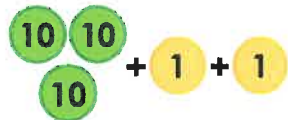


R

2a. Which is the odd one out?

A.

B.



One more and one more again than 29 is 31.

C.

26	27	28	29	30	31	32	33	34
----	----	----	----	----	----	----	----	----




PS

2b. Which is the odd one out?

A.

B.



One less than 48 is 47.

C.

41	42	43	44	45	46	47	48	49
----	----	----	----	----	----	----	----	----



PS

3a. Theo has drawn a number track to show one more than twenty-nine.

25	26			29	30		32		34
----	----	--	--	----	----	--	----	--	----

Is he correct? Explain your answer.



R

3b. Isla has drawn a number track to show one less than forty.

37			40	41		43	44		46
----	--	--	----	----	--	----	----	--	----


Is she correct? Explain your answer.



R

## One More One Less

1a. Circle the number that is one more than the amount shown below.



34


49

41

VF

## One More One Less

1b. Circle the number that is one less than the amount shown below.



32

26

23

VF

2a. Find one more and one more again than twenty-nine.

28	29	30	31	32	33	34
----	----	----	----	----	----	----

One more is .

One more again is .



VF

2b. Find one less and one less again than thirty-one.

28	29	30	31	32	33	34
----	----	----	----	----	----	----


One less is .

One less again is .



VF

3a. Complete the sentences.



The number is .

One more than  is .

One more again is .



VF

3b. Complete the sentences.



The number is .

One less than  is .

One less again is .



VF

4a. Use the number track to complete the sentence.

<input type="text"/>	36	<input type="text"/>	38	<input type="text"/>	40	41
----------------------	----	----------------------	----	----------------------	----	----

is one less than 40.



VF

4b. Use the number track to complete the sentence.

27	28	<input type="text"/>	30	<input type="text"/>	<input type="text"/>	33
----	----	----------------------	----	----------------------	----------------------	----

is one less than 30.



VF