

**

Year 1

Home


Learning

Pack

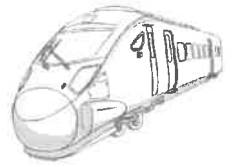
Year 1 - Creative Learning Project

We have been learning about seasons and plants in school.

Present what you have learnt about these. You can use the zig-zag book if you like, or present it in your own way.



Full Stops and Capital Letters



Read these sentences. Can you spot the full stops and capital letters that are in the wrong places? Write the sentences out yourself with capital letters and full stops in the right places.

1. the man Burnt. the toast

2. the frog. swam Across The pool

3. gran Went to. Get fresh fish

4. helen Took a book off the. shelf

5. a clock Stood On The wooden. chest

6. the. train Had to stop in the fog

7. fran took a Scarf as. a Gift for brad

8. i will. Travel to london next Week

9. fred has Spent lots of. cash This year

10. we had Sandwiches for. a snack

What can you see at the beach?

Write some sentences about the picture.



Example: The dog can run.

What Can You See in the Supermarket?

Write some sentences about the picture.



Example: Dad has lots of food.

Look

Trace

Copy

school

school

friend

friend

where

where

today

today

said

said

says

says

love

love

were

were

full

full

house

house

Could you write sentences using these words?

Using Questions

1a. Marie has written the question below.

Could you going to play football?

Explain the mistake she has made and write the correct question.



R

Using Questions

1b. Thomas has written the question below.

Can you like fish and chips?

Explain the mistake he has made and write the correct question.



R

2a. Write the question that Sam has asked Fozia.



Sam

Could ...

Yes I could open the door for you.



Fozia



A

2b. Write the question that Omar has asked Jess.



Omar

Would ...

No I wouldn't like to play outside thanks.



Jess



A

3a. Are the two questions below asking the same thing?

A. Do you have a sticker?

B. Can you have a sticker?

Prove it.



R

3b. Are the two questions below asking the same thing?

A. May I have some grapes?

B. Should I have some grapes?

Prove it.



R

Using Questions

Using Questions

1a. Sort the words under the correct heading.

Question Opener	Not a Question Opener
-----------------	-----------------------

are school if
skirt may pencil



VF

1b. Sort the words under the correct heading.

Question Opener	Not a Question Opener
-----------------	-----------------------

table could board
should chair do



VF

2a. Choose an opener from the word bank to complete the sentence.

_____ you want to go outside?

Can	Are	Do
-----	-----	----



VF

2b. Choose an opener from the word bank to complete the sentence.

_____ you pass a pencil to me please?

May	Should	Could
-----	--------	-------



VF

3a. Rewrite this question with a different opener from the word bank. Make sure your question makes sense.

May I have an apple please?

If	Can	Should
----	-----	--------



VF

3b. Rewrite this question with a different opener from the word bank. Make sure your question makes sense.

Can we go home now?

If	Are	Should
----	-----	--------



VF

4a. Tick the question which matches the answer below.

Yes, I love it!

- A. Could you pass me the book?
- B. Are there many pages in the book?
- C. Do you like the book?



VF

4b. Tick the question which matches the answer below.

No, probably not.

- A. Should you be eating sweets?
- B. Do you eat sweets?
- C. Are you eating sweets?



VF

Capital Letters to Start Sentences 2

Capital Letters to Start Sentences 2

1a. Pat has written a sentence.

you can catch it when I throw it.



The capital letters have been used correctly.

Do you agree? Explain why.



R

1b. Kira has written a sentence

we like to play in The snow.



The capital letter has been used correctly.

Do you agree? Explain why.



R

2a. Order the words to make a sentence.

said	we	go	to	the	can	mum	zoo
------	----	----	----	-----	-----	-----	-----

Remember to use the correct punctuation.



A

2b. Order the words to make a sentence.

over	she	I	fell	her	and	helped
------	-----	---	------	-----	-----	--------

Remember to use the correct punctuation.



A

3a. Write a sentence about the picture using the word bank to help you.



she	painted	I	and
-----	---------	---	-----



A

3b. Write a sentence about the picture using the word bank to help you.



likes	songs	and	sing
-------	-------	-----	------



A

Capital Letters to Start Sentences 2

Capital Letters to Start Sentences 2

1a. Circle the words which need a capital letter.

the wheel is broken and I can't fix it.

look at that big fish in the pond!



VF

1b. Circle the words which need a capital letter.

she dropped the coin in the sea.

the doctor looked in my mouth.



VF

2a. Correct the sentences below.

five is more than four.

fetch your hat and scarf.



VF

2b. Correct the sentences below.

the train came but I was late.

dogs are good pets.



VF

3a. Choose the best word to start each sentence.

come	draw	when
------	------	------

_____ to my house.

_____ a green bird.

Remember to add the capital letter.



VF

3b. Choose the best word to start each sentence.

our	we	she
-----	----	-----

_____ like school.

_____ went to the shop.

Remember to add the capital letter.



VF

4a. Tick the correct sentence.

A. last week I went to the swimming pool.

B. Last week I went to the swimming pool.

C. last week I Went to the swimming pool.



VF

4b. Tick the correct sentence.

A. The show was funny and I liked it.

B. the show was funny and I liked it.

C. ThE show was funny and I liked it.



VF

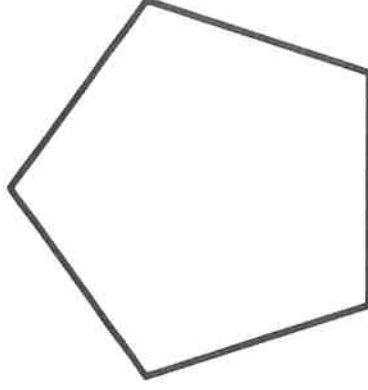

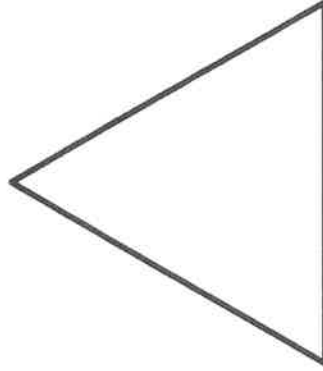


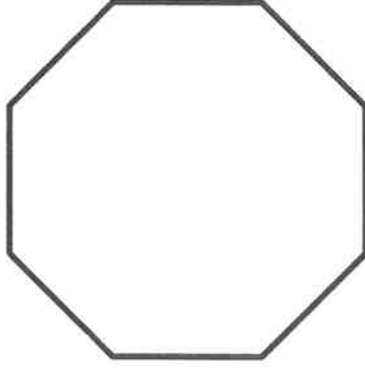
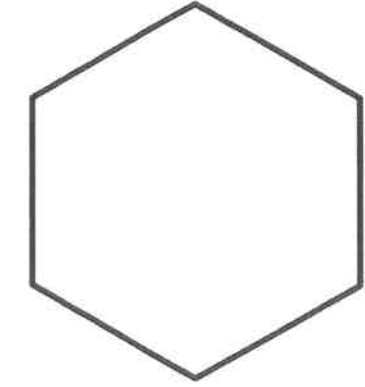
Circle
Triangle

Rectangle
Pentagon

Recognising 2D Shapes

Hexagon
Octagon

Square




1. Label each shape with the correct name.
2. Colour them in.

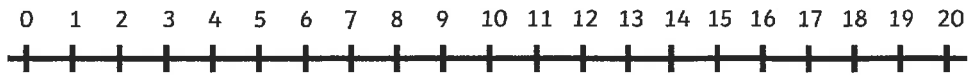
Number Line Subtraction

Example:

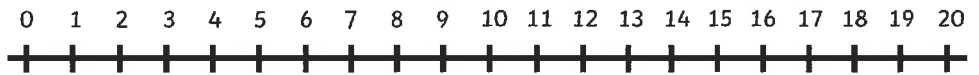
$$\underline{10} - 5 = \textcircled{5}$$



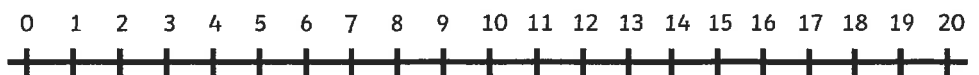
$$20 - 3 =$$



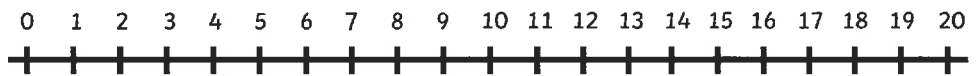
$$9 - 4 =$$



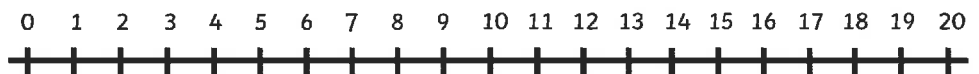
$$18 - 2 =$$



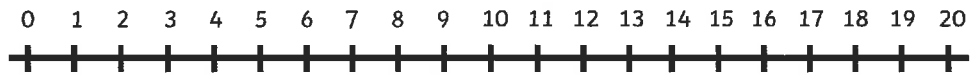
$$10 - 6 =$$



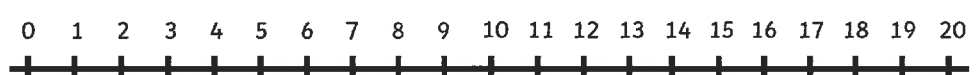
$$7 - 3 =$$



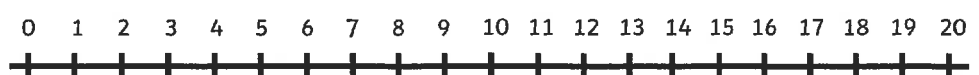
$$2 - 2 =$$




$$3 - 1 =$$




$$11 - 8 =$$



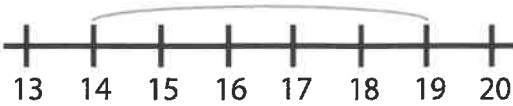
$$15 - 3 =$$



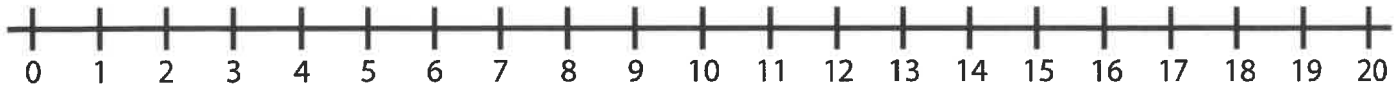
$$6 - 1 =$$



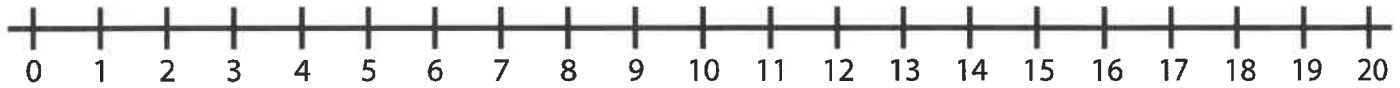
Addition to 20 with a number line

Example:	
$\underline{14} + 5 = 19$	

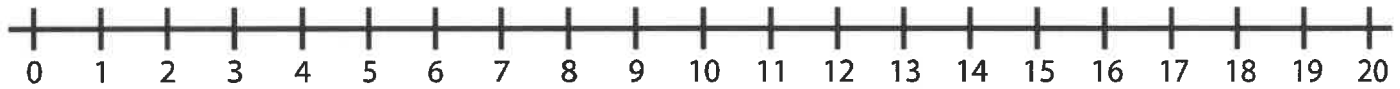
$10 + 7 =$



$10 + 5 =$



$11 + 2 =$



$6 + 8 =$



$9 + 9 =$



$8 + 10 =$



$5 + 12 =$




$17 + 3 =$



Tens and Ones

Tens and Ones

1a. Fred is drawing the number 19. What is missing?



PS

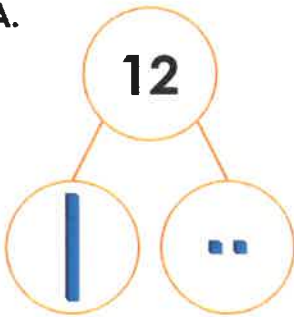
1b. Pete is drawing the number 11. What is missing?



PS

2a. Which is the odd one out? Why?

A.



B.



C. 11 has 1 ten and 1 one.



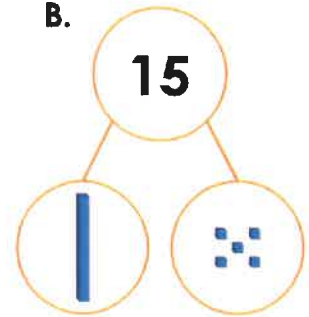
R

2b. Which is the odd one out? Why?

A.



B.



C. 15 has 1 ten and 5 ones.



R

3a. Holly and Paul are making the number 15.



We need 2 more ones.

Holly

We need 1 more one.



Paul

Who is correct? Explain how you know.



R

3b. Pat and Shan are making the number 18.



We need 1 more one.

Pat

We need 1 ten.



Shan

Who is correct? Explain how you know.




R

Tens and Ones


Tens and Ones

1a. Circle 16.



VF

1b. Circle 18.



VF

2a. Draw the number 17 using sticks and bricks.



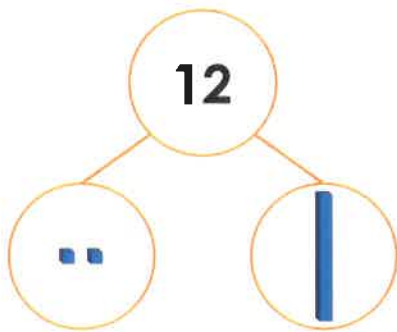
VF

2b. Draw the number 15 using sticks and bricks.



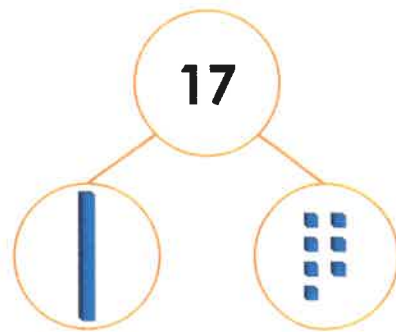
VF

3a. True or false?



VF

3b. True or false?



VF

4a. Match each number to the Base 10.

14

ten and ones.

11

ten and ones.

17

ten and one.



VF

4b. Match each number to the Base 10.

20

ten and tens.

19

ten and ones.

12

tens.



VF

One More One Less

One More One Less

1a. Which statement is incorrect?



One more than 44 is 43.

Abra

One less than 44 is 43.



Belle



R



R

1b. Which statement is incorrect?



One less than 25 is 22.

Luca

One more than 25 is 26.



Aiza




R



R

2a. Which is the odd one out?

A.



B.

One more than 34 is 35.

C.




2b. Which is the odd one out?

A.



B.



C.



PS



PS

3a. Stan has drawn a number track to show one more than 39.



Is he correct? Explain your answer.

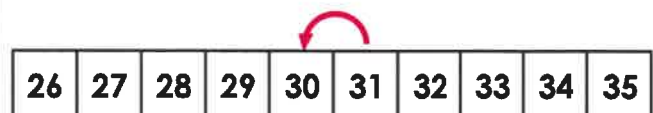


R



R

3b. Emma has drawn a number track to show one less than 30.



Is she correct? Explain your answer.



R



R

One More One Less

1a. Circle the number that is one more than the amount shown below.




24 40 31

VF

One More One Less

1b. Circle the number that is one less than the amount shown below.



29 38 19

VF

2a. Find one more and one less than the number shown below.



One more is .

One less is .



VF

2b. Find one more and one less than the number shown below.



One more is .

One less is .



VF

3a. Complete the sentences.



There are straws.

One more than is .

One less than is .



VF

3b. Complete the sentences.



There are straws.

One more than is .

One less than is .



VF

4a. Use the number track to complete the sentence.



38 is one less than .



VF

4b. Use the number track to complete the sentence.



40 is one more than .



VF